

$$(23 + 6i)^2$$

$$529 + 276i + \underline{36i^2}$$

-36

$$493 + 276i$$

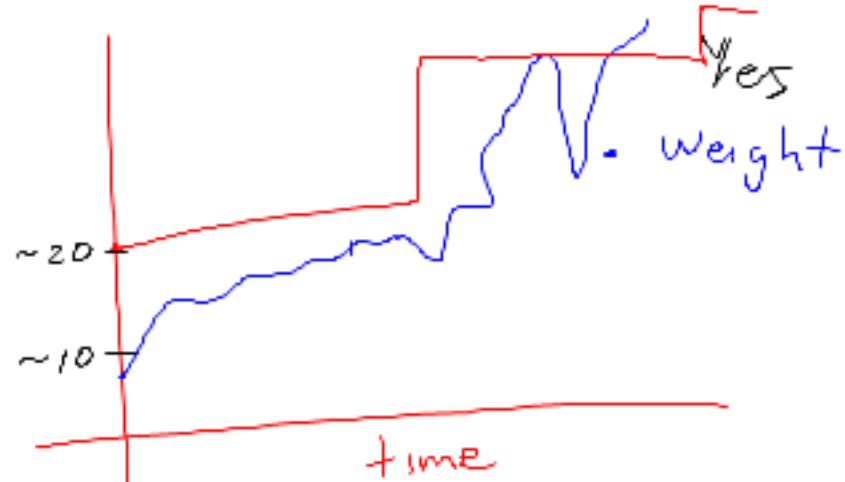
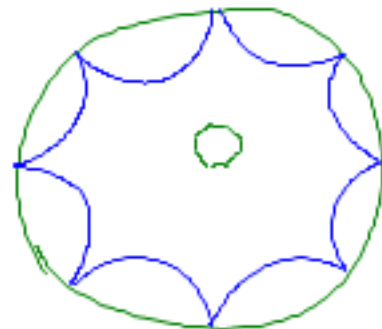
$$(276, 493, 565)$$

A. $529 + 36i$

B. $529 - 36i$

C. $495 + 276i$

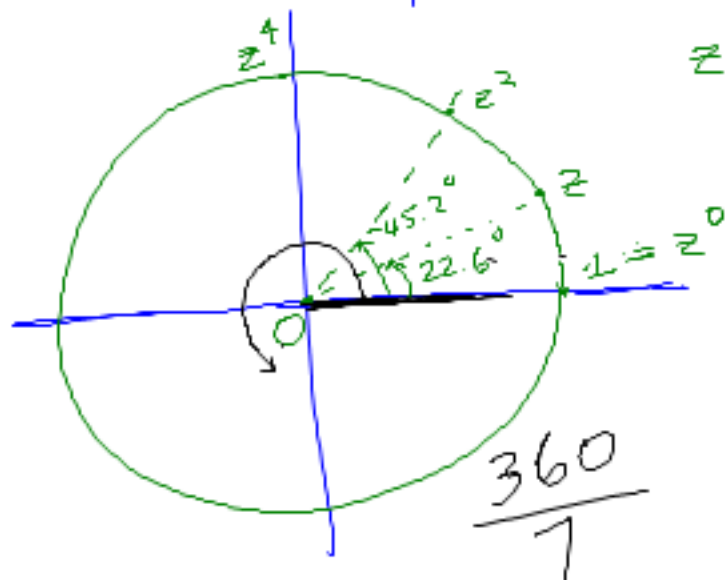
D. none of these



$$z = \frac{12}{13} + \frac{5}{13}i$$

$$|z| = 1$$

$$|z^{17}| = 1 \cdot 1 \cdots 1 = 1$$



$$z \sim 22.6^\circ$$

$$\frac{360}{22.6} \approx 15.9$$

z^{16} is too big